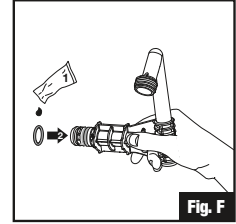
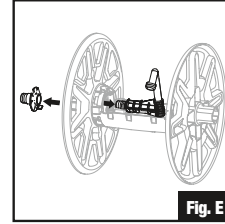
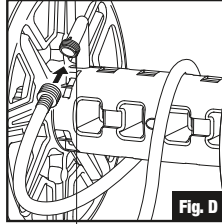
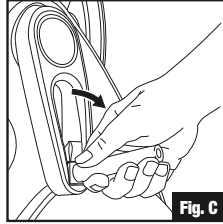
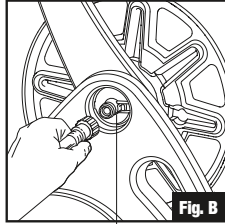
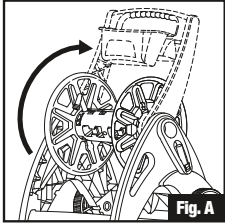


## JNF175



In-tube

Out-tube

### USING YOUR SUNCAST® HOSE REEL

This hose reel is fully assembled and requires only moments to install.

#### Fold Handle Up

1. Fold handle up and lock into place (See Fig. A). For storage, fold handle down by pushing on black buttons located at base of handle.

#### Connect Leader Hose

2. Remove leader hose from reel assembly by unscrewing brass connectors. Thread one end of leader hose into in-tube (See Fig. B). Thread the other end of leader hose onto faucet.

#### Unfold Crank Handle

3. Lock crank handle down into place (See Fig. C).

#### Connect Garden Hose

4. Connect to out-tube as shown (See Fig. D).

### SERVICING YOUR SUNCAST® HOSE REEL

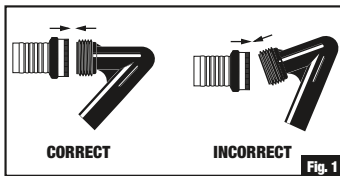
Periodic replacement of O-rings may be necessary to maintain a watertight seal between the in-tube and out-tube. To replace O-rings, see Fig. E and Fig. F.

#### Depending on usage and water hardness, the in-tube and out-tube connection may become worn and start to leak.

Check that all connections are tight. If the hose reel still leaks, replacement of the in-tube and out-tube may be necessary. Contact us at [www.Suncast.com](http://www.Suncast.com) or call 1-800-846-2345.

### IMPORTANT INSTRUCTIONS

1. When attaching the garden hose to the out-tube and/or the leader hose to the in-tube, be sure to attach correctly (See Fig. 1). Cross-threading could cause permanent damage.
2. Before winding your hose, remove the nozzle or other attachment and drain as much water out of the hose as possible. This will prevent extra stress on the hose reel (from the weight of the water) that could cause permanent damage.
3. To unwind your hose, pull the hose out away from your hose reel in a straight line. To rewind the hose, walk the end back to the hose reel so the hose is in a "U" shape in front of the reel. This assists in easier rewinding of the hose. If applicable, place your foot **ON** the right side foot hold during winding and unwinding to stabilize the unit, and keep hands free from the range of the rotating crank handle.
4. When you are finished using your hose reel, turn off the water source. Do not leave water pressure on when not in use.
5. Store hose reel indoors during colder months. If hose reel must be left in freezing conditions, disconnect hose from faucet and drain all water out of hose and reel. Freezing of trapped water may cause damage to reel, hose or pipes.
6. Check in-tube and out-tube connections prior to first use each spring. If hose reel starts to leak, tighten all water connections and check washers. Replace washers, if necessary.
7. Once a year, remove the in-tube and out-tube and clean and re-lube the O-rings. Re-install the in-tube and out-tube.



### SUNCAST® HOSE REEL WITH RESIN WATER CONNECTION THREE YEAR LIMITED WARRANTY

Your SUNCAST® Hose Reel with the RESIN WATER CONNECTION SYSTEM has a THREE YEAR LIMITED WARRANTY against leaking and product failure resulting from defects in manufacturing or materials. The warranty period starts on the delivery date.

#### Warranty Claims

To file a warranty claim contact the manufacturer, SUNCAST® CORPORATION, 701 North Kirk Road, Batavia, Illinois, 60510. Call toll free (800) 846-2345 or visit [www.Suncast.com](http://www.Suncast.com).

SUNCAST® will repair or replace only the parts that failed under the terms of the warranty. In some cases, the replacement parts may not be identical, but they shall be of equal or greater performance than the original part.

We may require proof of purchase. Proof of purchase may be the original dated store receipt. We may require evidence of the failure. Evidence of failure may include photographs or returning failed components to SUNCAST®.

#### WARRANTY LIMITATIONS

THIS WARRANTY COVERS ONLY DEFECTS THAT AFFECT THE FORM, FIT OR FUNCTION OF THE UNIT. It excludes natural aging of the unit, discoloration, ordinary wear and tear, ordinary weathering, sunlight fading, or rust. It excludes staining caused by mold, mildew or tree sap and damage caused by animals including insects, vermin or household pets. The warranty does not cover damage caused by Acts of Nature including but not limited to: wind in excess of 65 mph; tornado; hurricane; microburst; hail; flood; blizzard; extreme heat; pollution or fire events. The warranty does not cover damage caused by Sun energy reflected from "Low-E" windows or other reflective materials. The user is responsible for protecting the product from damage in this situation.

The following actions void the warranty: improper assembly; assembly on a foundation other than as described in the assembly instructions; use above intended and reasonable capacity; misuse; abuse; failure to perform ordinary maintenance; modification; cleaning with abrasive tools, exposing the unit to heat sources and vandalism. Painting, sandblasting, cleaning with harsh chemicals not recommended for plastics voids the warranty on resin components. Modification of the original product voids all warranties. SUNCAST® assumes no liability for any modified product or consequences resulting from failure of a modified product. Disassembly of this unit for reasons other than authorized repair voids the warranty. This warranty does not cover damage to the unit caused by improper hose attachment or defects caused by the consumer's hose or hose attachments.

SUNCAST® is not responsible for: loss of use of the unit; labor for repair; inspection fees or disposal costs.

THIS WARRANTY IS NONTRANSFERABLE. IT IS VALID FOR NORMAL HOUSEHOLD USE ONLY. THE WARRANTY IS VOIDED BY COMMERCIAL OR INDUSTRIAL USE. IT EXCLUDES FLOOR MODELS, CLEARANCE AND OPEN BOX UNITS.

#### Notice

SUNCAST® does not represent that this unit will meet city, county, state, homeowner's association standards or zoning requirements. The owner is responsible for securing all permits and meeting other requirements needed for placement, construction and use.

THE MANUFACTURER'S LIABILITY HEREUNDER IS LIMITED SOLELY TO THE REPAIR OR REPLACEMENT OF THE DEFECTIVE PRODUCT OR PART AND THE MANUFACTURER SHALL IN NO EVENT BE LIABLE FOR ANY INCIDENTAL OR CONSEQUENTIAL DAMAGES WHICH MAY RESULT FROM ANY DEFECT IN MATERIAL OR WORKMANSHIP OR FROM THE BREACH OF ANY EXPRESS OR IMPLIED WARRANTY.

*This warranty gives you specific legal rights, and you may also have other rights which vary from state to state. Some states do not allow the exclusion or limitation of incidental or consequential damages; the limitation of exclusion may not apply to you.*

For information on Suncast products and replacement parts see [www.suncast.com](http://www.suncast.com) or call 1-800-846-2345.

Go to [www.suncast.com](http://www.suncast.com) or call 1-800-846-2345 for use and maintenance instructions and warranty and liability limitations.

Distributed by: Suncast® Corporation, 701 North Kirk Road, Batavia, IL 60510 USA Patents,[www.suncast.com](http://www.suncast.com)